

# Make Your Own FEATHERED HEADBAND



## Supplies:

Printer  
Heavy stock paper  
Crayons or markers  
Scissors  
Glue




## Directions:

Print the images on the paper.

Color them, then cut them out.

Measure around your head and glue the Bands together.  
Trim to fit snugly around head.

Glue feathers under the dotted line area and glue them to the band so the colored sides face outward.



PRICE  
CHOPPER

PRICE CHOPPER  
**Chopper**  
kids club

